

1 What is e-learning?



E-learning, or electronic learning, is the delivery of learning and training through digital resources. Over **90 e-learning courses** developed by RelyOn Nutec Digital are accessible for subscription. With e-learning, you can upgrade your knowledge at your own pace any where in the world.

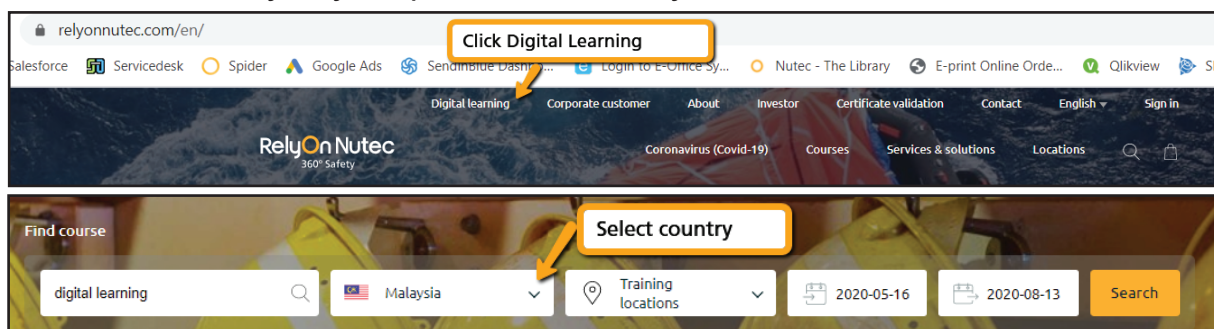
2 How to register?

Visit www.relyonnutec.com to get the full list of available courses. To register a course, you can contact us and provide your details to:

✉ bookings@msts-my.org
☎ **+606 292 2069**

You can also **register online** with the following steps:

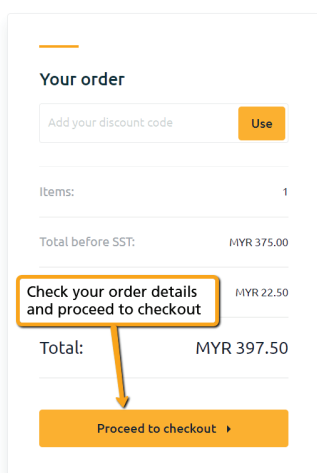
Step 1: Visit www.relyonnutec.com, click the '**Digital Learning**' tab and select country of your preferred currency



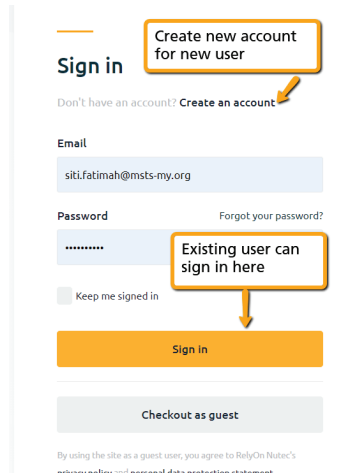
Step 2: Select your course



Step 3: Proceed to checkout



Step 4: Sign in or create an account



Step 5: Fill your billing information

The screenshot shows a 'Billing information' form with fields for First name, Surname, Email address, Phone, Address, City, Postal code, State, Country, VAT number, and Company Name. A 'Your order' summary is on the right, showing items, total before SST, total SST, and total. Annotations include: 'Fill up your details' pointing to the form fields, and 'Click here to proceed with payment' pointing to the 'Use this billing information' button.

Step 6: Accept terms and condition

The screenshot shows the 'Billing information' section with a summary of the address. Below it is the 'Information' section with checkboxes for 'Please contact me regarding hotels', 'Please contact me regarding translator service', and 'Please contact me regarding transport from airport'. A text box for 'Please add any additional information such as special needs etc' is present. A checkbox labeled 'I accept the terms and conditions' is highlighted with an annotation: 'Check the box after read the terms and conditions'. A 'Pay' button is at the bottom right.

Step 7: Fill card details and proceed for payment

The screenshot shows the 'Pay with card' section. It includes a summary of the payment amount (MYR 397.50) and the email address (siti.fatihah@msts-my.org). The 'Card information' section has fields for Card number, MM / YY, CVC, Name on card, and Country or region. A 'Pay MYR 397.50' button is at the bottom. An annotation 'Fill up credit / debit card details and click pay to proceed with payment' points to the card information fields.

3 I don't have email address, can i use someone else email address?



Yes, you can use other's email address as long as you have access to the email to receive your login details.

You can also **simply create your own email for free** using Gmail or Yahoo Mail.

4 I don't have credit cards, how to purchase?

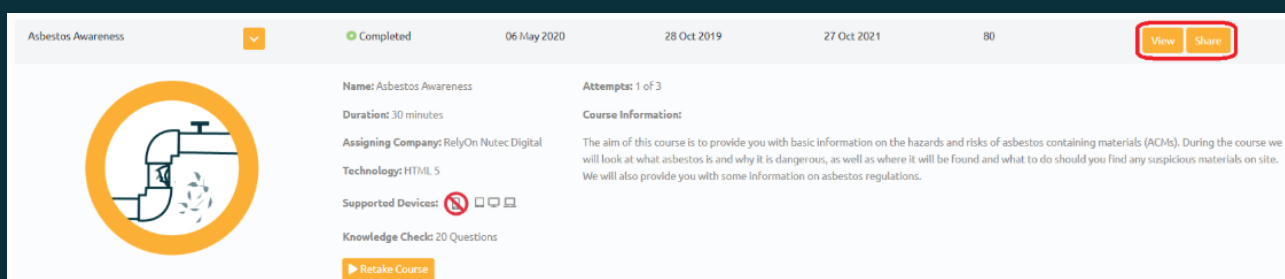


You can also call our headoffice at **+606 292 2069** or email us at **bookings@msts-my.org** to purchase our e-learning courses. Our Customer Support will assist you for the payment details.

5 Where I can find my certificate?



Your certificate will be located in the 'Certificate' column on the My Courses page. Click 'View' to download it or 'Share' to copy a link that can be shared with a person outside of the Know-How application.



6 My English is not good, can translate to Bahasa Malaysia?



The e-learning courses are in english language. However, worry not, you can take all the time needed to complete the course, at your own pace, anywhere around the world as long as you have decent internet connection.

7 How long I can take to complete the training?

Once you have started, you have **30 days** to complete the course.

8 How to access the e-learning course?

Once your registration is successful, you will receive your **login details via email** for Know-How application.

You can login at **<https://cresentknowhow.com/login>** and insert your registered email and password.

The e-learning courses is fully responsive to play from **desktops, laptops and mobile devices**.

